

ইশকুল ERP




User Manual



Online Payment

Login with student ID and Password

Go to : <https://silverbells.edu.bd/> in this link and you will find the below window:

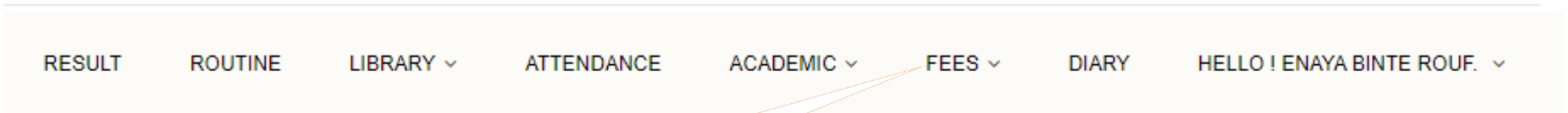


Click on this SIGN IN button and put your user ID and Password given by school authority.

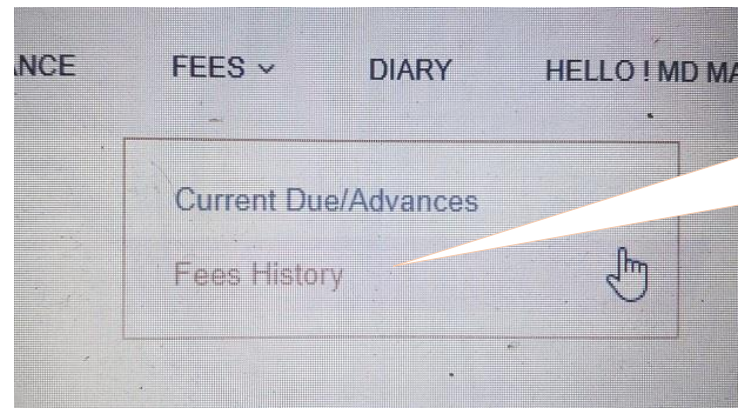


Fees option in student profile

After successful login parents can see this following menu:



Click on **Fees**
You will get this option in
dropdown menu



Now click on **Fees History**



Fee and Payment History

Fees History

From Date

mm/dd/yyyy

To Date

mm/dd/yyyy

GO

Select From and To date to view Fee History for a particular period of time

Successful Payments

Payment Date	Money Receipt No	Amount	M/R
16 Jan 20	B220359	600.00	View
16 Jan 20	B220372	2000.00	View
11 Feb 20	B220509	2000.00	View
12 Mar 20	B120620	2000.00	View
19 Apr 20	OP20028	2000.00	View
	Total	8600.00	

Here system will show you your Successful Payments History

Generated Fees

Period	Fee Head	Amount	Due Date
--------	----------	--------	----------



Fees History(Continues)

From Date

To Date

Successful Payments

Payment Date	Money Receipt No	Amount	M/R
19 Apr 20	OP20028	2000.00	View
	Total	2000.00	

Here System will show the Generated Fees for the student

Generated Fees

Period	Fee Head	Amount	Due Date
April, 2020	Tution Fee	2000.00	09 Apr 20
	Automation Charge (ERP)	300.00	10 Apr 20
	Total	2300.00	

Now to check your Current Due/Advance Click on this button

[Current Due / Advance](#)



Current Due/Advances

Fees and Payments

Here system will show your current amount of fees to be paid

Outstandings

Period	Fee Head	Amount	Due Date
May, 2020	Tuition Fee	2000.00	15 May 20
	Total	2000.00	

Click on this button to go to ONLINE Payment Option

Advances

No advances found.

Please pay the fees within due date



Online Payment(Continues)

Write the amount in which Fees head you want to pay the fees. Suppose you want to pay Tuition fee. You have to write the amount of Tk. In this **Tuition Fee** Box.

Select Pay Amount

Fee Head	Amount
Absconding Fine	<input type="text" value="0.00"/>
Absent Fine	<input type="text" value="0.00"/>
Admission	<input type="text" value="0.00"/>
Exam Fee	<input type="text" value="0.00"/>
Lab Fee	<input type="text" value="0.00"/>
Late Fine	<input type="text" value="0.00"/>
Semester Fee	<input type="text" value="0.00"/>
Tuition Fee	<input type="text" value="0.00"/>
Total Amount	0.00

Select Payment Gateway


 2% Bank Charge

Bank Charge	0.00
Total Payment	0.00



Online Payment(Continues)

Select Payment Gateway

	2% Bank Charge
Bank Charge	0.00
Total Payment	0.00

Select Payer Information

Name:

Email :

Contact Number:

CONFIRM PAYMENT

Fill up this Email option. It will be sent an money receipt from payment gateway at this email

Check your name and contact number and Click on CONFIRM PAYMENT



Online Payment(Continues)

Select CARDS / MOBILE BANKING / NET BANKING
Your preferable option to pay the Fees.

If you select Cards
Fill up your card information and Click on this
Button.

SSLCOMMERZ

Support FAQ Offers Login

CARDS MOBILE BANKING NET BANKING

Other Cards

Enter Card Number

MM/YY CVC/CVV

Card Holder Name


Save card & remember me

By checking this box you agree to the [Terms of Service](#)

PAY 2,040.00 BDT

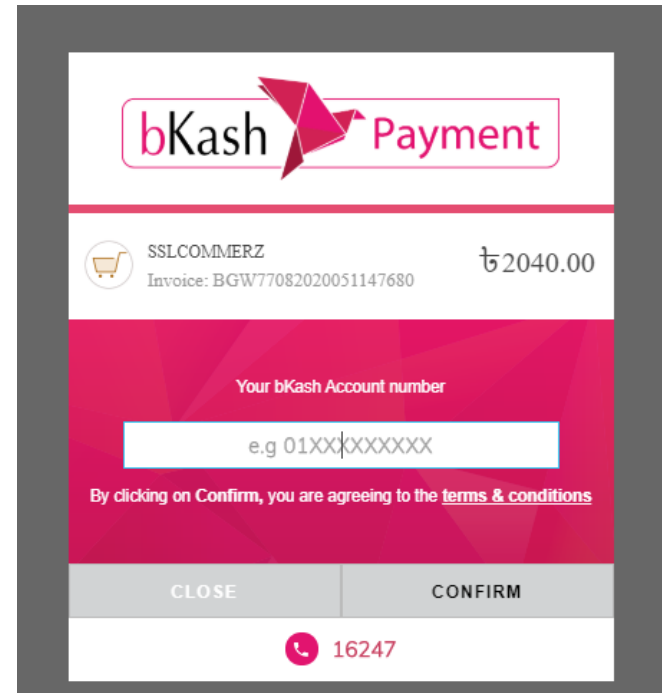


Online Payment(Continues)



IF you select MOBILE BANKING you will get all this mobile banking option

If you want to pay through bKash click on this bKash logo you will get this MENU of bKash



ইশকুল ERP



Contact with us:

Rafat Reza Eka

Business Development
Manager

Cell: +880 1752 567 627

Email:

eka@projuktinext.com

eshkul.com an endeavor of PROJUkti NEXT Ltd.